


PROVEN HARVEST™

PROVEN HARVEST



FIRE AWAY™ Hot and Heavy

Capsicum annuum

LANDSCAPE   41-61cm (16-24") Vigor: 2

This compact snack pepper bears 2 ½-3 ½" long fruits that pack a bit more heat than a jalapeno. They mature through shades of green, yellow, orange and red. Harvest time is long with early fruits being larger and more elongated, and later ones being smaller and rounder. Crop time from liner to red fruit is 65-72 days. Shows good resistance to blossom-end rot. New this year.

Growing Tips for FIRE AWAY™

- Best grown under warm conditions with long days. Don't order it in until you can meet these conditions.
- Grow in high light to avoid stretching.
- Feed with 150-200ppm N. Do not overfeed this crop.
- Allow plants to dry, but not wilt, between waterings.
- Pinch liners at 1-2 weeks after transplant if needed.
- In growing group BB (see page 145).



Seed Availability: *Sobkowich*



FIRE AWAY™ Hot and Heavy
Capsicum annuum

BERRIED TREASURE™ Red

Fragaria ananassa

LANDSCAPE   30-41cm (12-16") Vigor: 2

Plants that serve a dual purpose of being ornamental and edible are wildly popular with consumers today, and Berried Treasure Red is no exception. This beautiful strawberry bears showy, semi-double, red flowers and sugary sweet, snack-sized fruits together all summer long. The plant has short runners, making it ideal for growing in patio pots. An everbearing, daylength neutral selection hardy in zones 4-9.

Growing Tips for BERRIED TREASURE™ Red

- 150 ppm N for optimal growth.
- Pay close attention to watering. Strawberries do not tolerate wilting and the soil must be kept moist but not soggy.
- Bright light and cool nights are best for peak flowering and fruit set.
- Avoid high temperatures in production. Plants should be kept below 80°F to avoid a reduction in fruit quality.
- Watch for spider mites, especially when humidity is low. Spray both the undersides and tops of the foliage.
- Depending on conditions, allow about four weeks from flowering to ripened fruit.
- In growing group BC (see page 145).

Notes: Reduced runner formation results in a more mounding habit and more energy to put into flowers and fruit.

Seed Availability: *Sobkowich*

AWARD WINNER – BERRIED TREASURE® Red *Fragaria*
11 Awards including: Top Performer, University of Guelph; Leader of the Pack, North Carolina State; Top Performer, Oklahoma State University



BERRIED TREASURE™ Red
Fragaria ananassa

'Garden Gem' and 'Garden Treasure' *Lycopersicon esculentum*

LANDSCAPE   Vigor: 4

'Garden Gem' *Lycopersicon esculentum* USPVP 76-107cm (30-42")
This strongly disease resistant, semi-determinate tomato produces a high yield of juicy, smooth flavored, snack-sized fruits. Developed in the hot, humid South, resulting in heat tolerant plants that fruit over an extended period. Matures in 58 days, 2 weeks before Better Boy®.


'Garden Treasure' *Lycopersicon esculentum* USPVP 86-122cm (34-48")
This heat tolerant, vigorous, indeterminate tomato produces a heavy yield of large fruits that have versatile uses; delicious eaten fresh and used in sauces. Expect the flavor of an heirloom tomato with modern disease resistance. Matures in 72 days.

AWARD WINNERS – 'Garden Gem' *Lycopersicon*
14 Awards including: Top Performer, University of Guelph; Perfect Score, Oregon State University; Top Performer, University of Georgia; Consumer Favorite, University of Tennessee-Jackson
'Garden Treasure' *Lycopersicon*
16 Awards including: Top Performer, University of Guelph; Perfect Score, Oregon State University; Perfect Score, University of Tennessee-Jackson; Leader of the Pack, North Carolina State

Growing Tips for Garden Gem and Garden Treasure

- 100-150 ppm N for optimal growth.
- A complete micronutrient balanced fertilizer is essential for best growth and flavor.
- Most tomatoes perform well with additional calcium, or a CalMag fertilizer.
- Avoid soil pH higher than 5.0 or micronutrient deficiencies will begin to show.
- Though these tomatoes are disease resistant, watch for signs of virus. Wash hands before handling the crop.
- Good air circulation is essential for pollination of flowers. Ensure good air flow through the greenhouse and keep humidity relatively low for best fruit set.
- In growing group BA (see page 145).

Seed Availability: *Sobkowich*



'Garden Gem'
Lycopersicon esculentum

'Garden Treasure'
Lycopersicon esculentum

NEW

GOODHEARTED™

Lycopersicon esculentum

  20-30cm (8-12") Vigor: 2

This compact cocktail tomato with a low mounding habit is ideal for hanging baskets and upright patio containers. Juicy, heart to pear-shaped fruits with a tender skin are slightly larger than cherry tomatoes. They have the perfect balance of sweet and acidic flavors. Plants are semi-determinate in the North and determinate in the South. Crop time from liner to red fruit is 65-72 days, making this a great early tomato for Northern gardeners. New this year.

Growing Tips for GOODHEARTED™


- 100-150 ppm N for optimal growth.
- A complete micronutrient balanced fertilizer is essential for best growth and flavor.
- Most tomatoes perform well with additional calcium, or a CalMag fertilizer.
- Avoid soil pH higher than 5.0 or micronutrient deficiencies will begin to show.
- Watch for signs of virus. Wash hands before handling the crop.
- Good air circulation is essential for pollination of flowers. Ensure good air flow through the greenhouse and keep humidity relatively low for best fruit set.
- In growing group BA (see page 145).

Seed Availability: *Sobkovich*



GOODHEARTED™
Lycopersicon esculentum

AMAZEL BASIL™ *Ocimum*

  51-91cm (20-36") Vigor: 4

Superior resistance to downy mildew is the #1 reason to grow Amazel. It's also quick to mature, up to three weeks faster than post-transplant seed-produced varieties. Once it reaches harvestable size, it remains in a vegetative state longer and sets sterile seed. Vigorous, large, well-branched plants produce a high yield. Truly a game-changing selection!

Growing Tips for AMAZEL BASIL™

- 150-200 ppm N for optimal growth.
- Pinch floral buds during early plant establishment to promote vegetative growth.
- Grow under high light conditions with good air circulation.
- Avoid temperatures below 40°F.
- Good water management practices are critical to healthy growth; avoid late day overhead watering.
- Employ good sanitation practices including keeping the greenhouse clean, eliminating weeds and debris, keeping hose-ends off the floor, and disinfecting equipment as often as possible.
- Scout for thrips and botrytis.
- In growing group BC (see page 145).

AWARD WINNER – AMAZEL BASIL™ *Ocimum*

31 Awards including: Top Performer, University of Guelph; Best of Show, University of Tennessee-Jackson; Perfect Score, Michigan State University; Top Performer, Oregon State University



AMAZEL BASIL™
Ocimum

Amazel Basil™ Proven Package

Designed to tell the story behind this unique basil, this specialty container and label automatically comes with all Amazel Basil liners.

A standard Proven Winners white branded container and label comes automatically for all other varieties in the Proven Harvest™ Collection.